

Scaled data based on original data using
LM-79-08 Approved Method: Electrical and Photometric Measurements of Solid-
State Lighting Products

Test Report Prepared for
Cooper Lighting Solutions
(formerly Eaton)

Brand: McGRAW-EDISON

Report Number: P228756

Luminaire Tested: **ISS-AF-1200-LED-E1-RW-8030**

Issue Date: 3/3/2020

Test Information

Test Method: LM-79-08
Report Number: P228756
TEST IS SCALED FROM IESNA LM-79-08 TEST DATA (P29765)
Test Lab: INNOVATION CENTER-P2
Issue Date: 3/3/2020
Manufacturer: COOPER LIGHTING SOLUTIONS (FORMERLY EATON)
Product Line: MCGRAW-EDISON
Catalog Number: ISS-AF-1200-LED-E1-RW-8030
Description: IMPACT ELITE LED QUATER SPHERE LUMINAIRE
LIGHT SQUARE WITH ACCULED OPTICS-RECTANGULAR WIDE TYPE I
Light Source: (16) 3000K CCT, 80 CRI LEDs
Ballast/Driver: ELECTRONIC DRIVER

Summary

Lumens per Lamp: N/A
Luminaire Lumens: 5356 lumens
Efficiency: N/A
Efficacy: 81.2 lumens/watt
Luminous Opening: Rectangular (W 0.5' x L: 0.5' x H: 0')
IES Classification: Type II - Medium - Full Cutoff
BUG Rating: B2 - U0 - G2

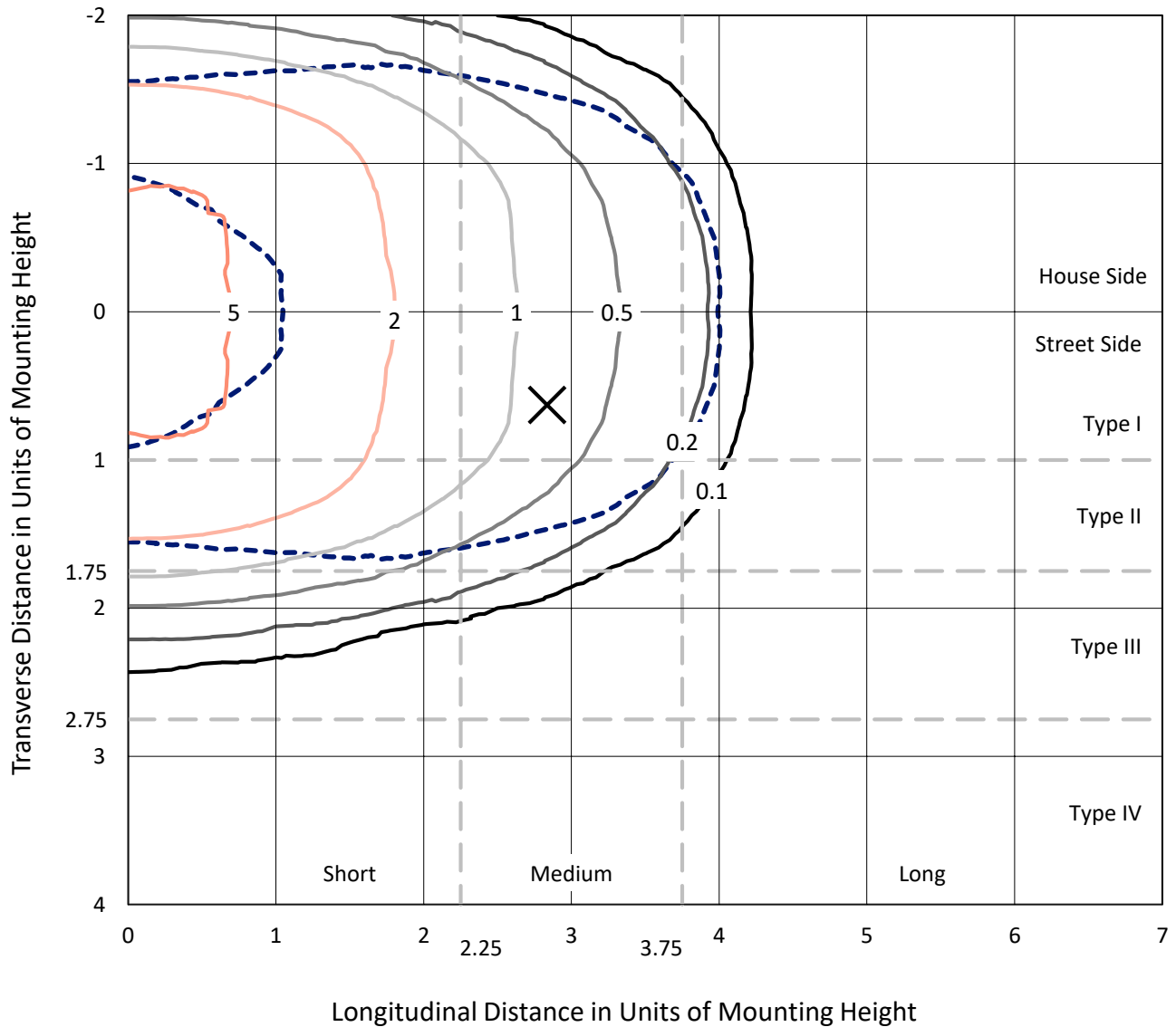
Input Watts (W): 66
Input Voltage (V): 120
Input Current (Ain): NR
Voltage Rise (V): NR
Power Factor: NR
Total Harmonic Distortion (THDi): NR
Frequency (hertz): 60
Stabilization Time: NR
Operation Time: NR
Ambient Temperature (°C): NR
Test Distance: 25 FT



REPORT NUMBER: P228756
 CATALOG NUMBER: ISS-AF-1200-LED-E1-RW-8030

Iso-Footcandle Lines of Horizontal Illumination

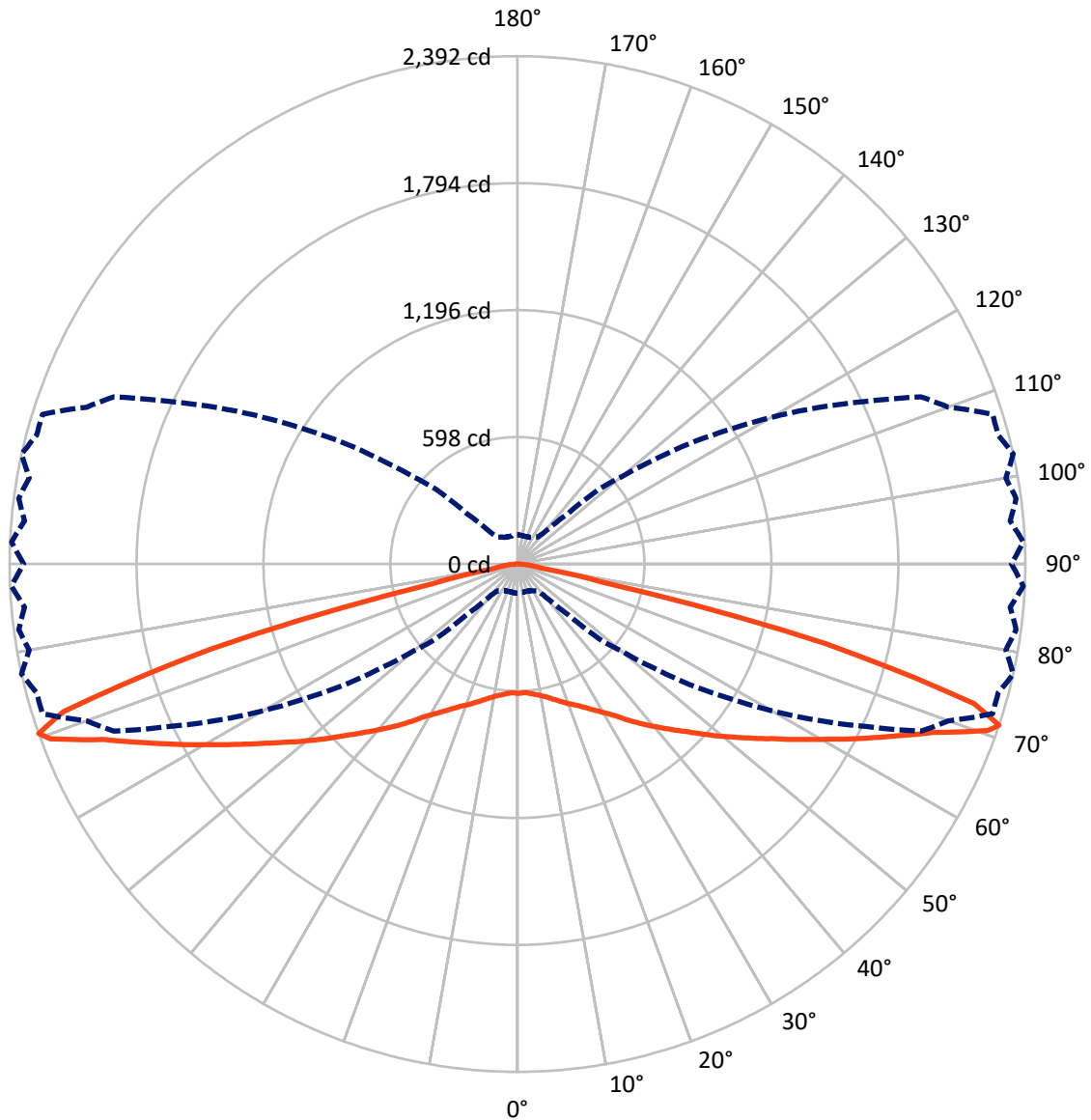
× Max cd
 - - - 1/2 Max cd



Based on 10 foot mounting height. Maximum calculated value = 6.3 fc
 Type II - Medium - Full Cutoff

REPORT NUMBER: P228756
CATALOG NUMBER: ISS-AF-1200-LED-E1-RW-8030

Luminous Intensity Polar Plot



— Vertical Plane Through 77.5-Deg Lateral - - - Horizontal Cone Through 71-Deg Vertical

REPORT NUMBER: P228756

CATALOG NUMBER: ISS-AF-1200-LED-E1-RW-8030

FLUX DISTRIBUTION:

		Downward	Upward	Total
House Side	Lumens	2678.0	0.0	2678.0
	% Fixture	50.0	0.0	50.0
Street Side	Lumens	2678.0	0.0	2678.0
	% Fixture	50.0	0.0	50.0
Total	Lumens	5356.0	0.0	5356.0
	% Fixture	100.0	0.0	100.0

ZONAL LUMENS:

Zone	Lumens	% Fixture
0°-10°	58.9	1.1
10°-20°	184.1	3.4
20°-30°	344.5	6.4
30°-40°	599.7	11.2
40°-50°	978.5	18.3
50°-60°	1350.3	25.2
60°-70°	1280.9	23.9
70°-80°	527.2	9.8
80°-90°	31.9	0.6
90°-100°	0.0	0.0
100°-110°	0.0	0.0
110°-120°	0.0	0.0
120°-130°	0.0	0.0
130°-140°	0.0	0.0
140°-150°	0.0	0.0
150°-160°	0.0	0.0
160°-170°	0.0	0.0
170°-180°	0.0	0.0
0°-90°	5356.0	100.0
0°-180°	5356.0	100.0

Coefficient of Utilization



REPORT NUMBER: P228756

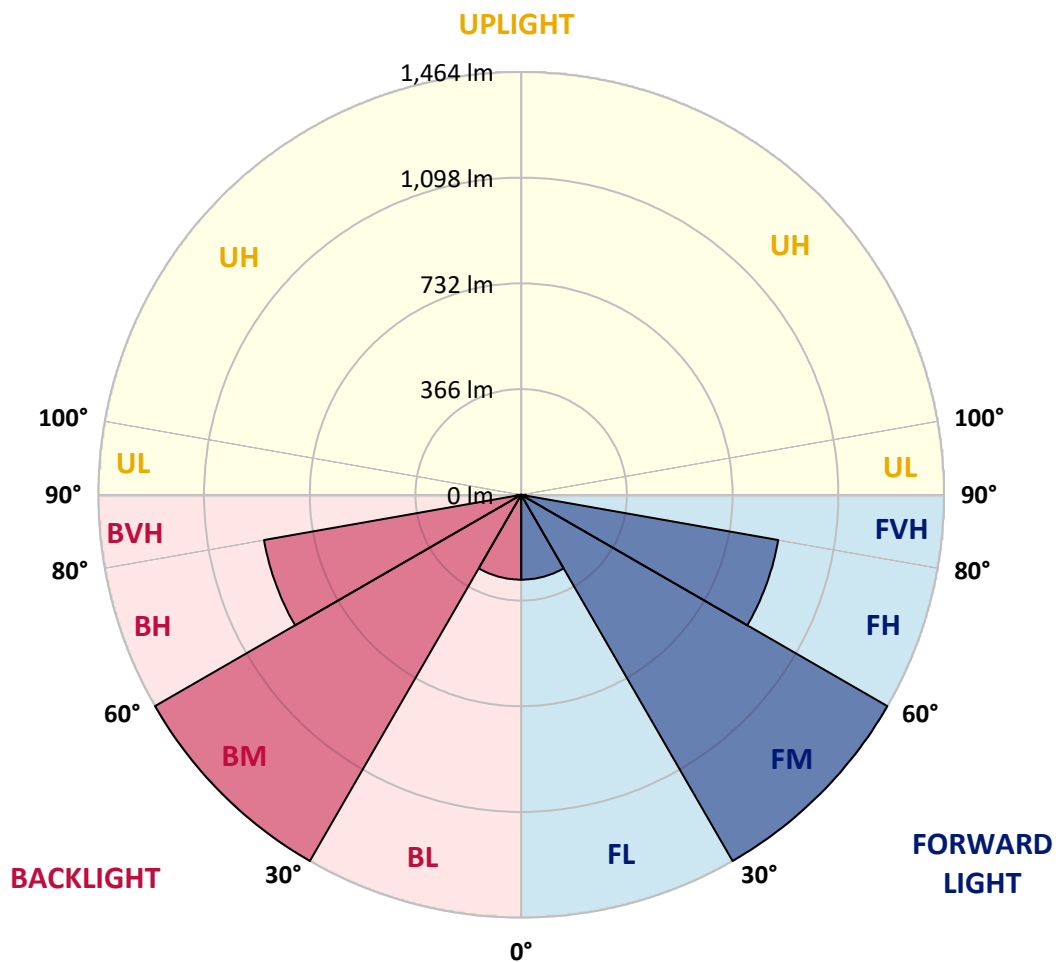
CATALOG NUMBER: ISS-AF-1200-LED-E1-RW-8030

LUMINAIRE CLASSIFICATION SYSTEM LUMEN TABLE AND BUG RATING:

Zone		Lumens	% Fixture	Zone Rating/Lumen Limit		
				B	U	G
FL	(0°-30°)	293.8	5.5			
FM	(30°-60°)	1464.2	27.3			
FH	(60°-80°)	904.1	16.9			G1/1800
FVH	(80°-90°)	15.9	0.3			G1/100
BL	(0°-30°)	293.8	5.5	B1/500		
BM	(30°-60°)	1464.2	27.3	B2/2500		
BH	(60°-80°)	904.1	16.9	B2/1000		G2/1000
BVH	(80°-90°)	15.9	0.3			G1/100
UL	(90°-100°)	0.0	0.0		U0/0	
UH	(100°-180°)	0.0	0.0		U0/0	

BUG Rating: B2-U0-G2

Type II Medium





REPORT NUMBER: P228756

CATALOG NUMBER: ISS-AF-1200-LED-E1-RW-8030

CANDELA DISTRIBUTION (FULL):

	0°	5°	15°	25°	35°	37.5°	40°	42.5°	45°	47.5°	50°
0°	609.9	609.9	609.9	609.9	609.9	609.9	609.9	609.9	609.9	609.9	609.9
2.5°	608.1	606.3	608.1	608.1	609.9	609.9	609.9	609.9	608.1	611.6	611.6
5°	608.1	608.1	609.9	609.9	613.4	617.0	611.6	613.4	615.2	613.4	617.0
7.5°	608.1	608.1	608.1	611.6	617.0	620.5	617.0	618.7	622.3	622.3	625.8
10°	602.8	601.0	604.6	611.6	620.5	625.8	624.1	631.2	629.4	631.2	634.7
12.5°	593.9	593.9	601.0	611.6	627.6	631.2	632.9	636.5	641.8	640.0	645.3
15°	595.7	597.5	604.6	618.7	638.2	641.8	643.6	643.6	652.4	648.9	659.5
17.5°	608.1	609.9	617.0	631.2	654.2	654.2	656.0	659.5	671.9	664.8	679.0
20°	627.6	629.4	636.5	652.4	673.7	671.9	675.5	679.0	695.0	687.9	702.1
22.5°	650.7	654.2	663.1	680.8	703.8	693.2	700.3	707.4	723.3	710.9	730.4
25°	682.6	687.9	696.7	716.2	741.1	728.7	735.8	741.1	758.8	741.1	760.6
27.5°	728.7	732.2	739.3	760.6	781.8	773.0	776.5	780.1	801.3	781.8	803.1
30°	783.6	788.9	796.0	815.5	836.8	822.6	829.7	833.3	851.0	831.5	849.2
32.5°	852.8	858.1	866.9	884.7	902.4	881.1	882.9	888.2	905.9	886.4	905.9
35°	934.3	937.9	950.3	971.5	984.0	950.3	952.0	952.0	975.1	948.5	969.8
37.5°	1019.4	1023.0	1037.1	1058.4	1072.6	1035.4	1035.4	1037.1	1058.4	1028.3	1047.8
40°	1108.1	1118.7	1134.7	1155.9	1166.6	1124.0	1127.6	1125.8	1150.6	1115.2	1134.7
42.5°	1196.7	1205.6	1228.6	1253.4	1265.8	1223.3	1225.1	1219.8	1244.6	1207.3	1223.3
45°	1272.9	1280.0	1308.4	1343.9	1363.4	1319.0	1319.0	1319.0	1343.9	1297.8	1317.3
47.5°	1335.0	1340.3	1370.4	1421.9	1453.8	1409.5	1413.0	1405.9	1443.1	1386.4	1413.0
50°	1379.3	1381.1	1420.1	1478.6	1533.6	1492.8	1498.1	1501.6	1537.1	1487.5	1510.5
52.5°	1393.5	1397.0	1441.4	1512.3	1592.1	1565.5	1585.0	1592.1	1624.0	1570.8	1602.7
55°	1343.9	1352.7	1420.1	1524.7	1632.8	1624.0	1647.0	1661.2	1702.0	1657.7	1691.3
57.5°	1177.2	1187.8	1281.8	1453.8	1641.7	1655.9	1687.8	1710.8	1769.3	1742.8	1780.0
60°	939.6	948.5	1044.2	1251.7	1530.0	1616.9	1689.6	1755.2	1815.4	1820.8	1868.6
62.5°	645.3	657.7	749.9	948.5	1287.1	1402.4	1507.0	1615.1	1716.2	1838.5	1900.5
65°	315.6	322.7	400.7	592.1	945.0	1092.1	1214.4	1366.9	1460.9	1636.4	1737.4
67.5°	173.7	173.7	186.2	246.4	505.3	650.7	781.8	973.3	1069.1	1285.3	1414.8
70°	145.4	145.4	141.8	150.7	191.5	226.9	294.3	404.2	537.2	755.3	872.3
71°	138.3	136.5	134.7	138.3	154.2	161.3	189.7	248.2	336.8	521.2	636.5
72.5°	129.4	125.9	120.6	122.3	131.2	131.2	136.5	145.4	179.1	244.7	328.0
75°	111.7	108.1	102.8	102.8	104.6	106.4	108.1	111.7	113.5	117.0	131.2
77.5°	92.2	88.6	83.3	83.3	81.6	83.3	86.9	88.6	85.1	92.2	94.0
80°	70.9	65.6	63.8	63.8	62.1	60.3	60.3	60.3	62.1	65.6	67.4
82.5°	44.3	40.8	42.5	40.8	39.0	39.0	39.0	39.0	40.8	40.8	44.3
85°	21.3	21.3	23.0	21.3	17.7	17.7	16.0	14.2	16.0	14.2	17.7
87.5°	0.0	0.0	0.0	0.0	0.0	0.0	0.0	0.0	0.0	0.0	1.8
90°	0.0	0.0	0.0	0.0	0.0	0.0	0.0	0.0	0.0	0.0	0.0



REPORT NUMBER: P228756

CATALOG NUMBER: ISS-AF-1200-LED-E1-RW-8030

CANDELA DISTRIBUTION (continued):

	52.5°	55°	57.5°	60°	62.5°	65°	67.5°	70°	72.5°	75°	77.5°
0°	609.9	609.9	609.9	609.9	609.9	609.9	609.9	609.9	609.9	609.9	609.9
2.5°	606.3	609.9	608.1	609.9	606.3	609.9	604.6	609.9	608.1	609.9	606.3
5°	611.6	617.0	611.6	618.7	611.6	618.7	611.6	618.7	613.4	618.7	611.6
7.5°	617.0	627.6	620.5	629.4	620.5	631.2	620.5	631.2	624.1	632.9	620.5
10°	627.6	640.0	629.4	640.0	629.4	641.8	629.4	643.6	632.9	647.1	631.2
12.5°	636.5	650.7	640.0	654.2	638.2	657.7	641.8	663.1	645.3	666.6	645.3
15°	648.9	666.6	656.0	671.9	656.0	677.2	657.7	682.6	663.1	686.1	663.1
17.5°	666.6	686.1	671.9	691.4	673.7	696.7	675.5	702.1	682.6	705.6	682.6
20°	691.4	707.4	693.2	714.5	695.0	716.2	698.5	719.8	703.8	725.1	703.8
22.5°	719.8	734.0	723.3	735.8	718.0	735.8	718.0	735.8	723.3	741.1	723.3
25°	751.7	762.3	749.9	762.3	746.4	760.6	744.6	758.8	746.4	762.3	749.9
27.5°	794.3	799.6	785.4	796.0	776.5	790.7	773.0	787.2	774.8	788.9	780.1
30°	840.4	845.7	831.5	838.6	817.3	826.2	806.7	819.1	808.4	819.1	813.8
32.5°	891.8	898.9	882.9	886.4	868.7	870.5	854.5	859.9	851.0	854.5	852.8
35°	950.3	959.1	941.4	946.7	927.2	927.2	913.0	911.3	907.7	904.2	904.2
37.5°	1024.7	1028.3	1014.1	1014.1	991.0	991.0	973.3	973.3	966.2	959.1	955.6
40°	1106.3	1108.1	1085.0	1083.2	1060.2	1060.2	1040.7	1035.4	1023.0	1014.1	1008.8
42.5°	1193.2	1191.4	1157.7	1161.2	1127.6	1129.3	1104.5	1099.2	1086.8	1076.1	1065.5
45°	1281.8	1274.7	1241.0	1239.3	1200.2	1202.0	1171.9	1168.3	1150.6	1140.0	1127.6
47.5°	1372.2	1368.7	1331.4	1322.6	1281.8	1280.0	1241.0	1241.0	1223.3	1212.7	1200.2
50°	1466.2	1464.4	1421.9	1416.5	1374.0	1366.9	1320.8	1320.8	1299.5	1296.0	1278.3
52.5°	1569.0	1561.9	1515.8	1514.1	1473.3	1468.0	1418.3	1414.8	1382.9	1381.1	1361.6
55°	1670.1	1657.7	1627.5	1613.3	1572.6	1570.8	1526.5	1517.6	1476.8	1476.8	1452.0
57.5°	1762.3	1751.6	1726.8	1714.4	1675.4	1670.1	1622.2	1622.2	1586.7	1585.0	1558.4
60°	1858.0	1861.5	1834.9	1829.6	1792.4	1790.6	1742.8	1742.8	1707.3	1705.5	1675.4
62.5°	1939.5	1975.0	1964.4	1967.9	1936.0	1930.7	1882.8	1879.3	1838.5	1833.2	1808.4
65°	1859.8	1983.9	2063.6	2116.8	2113.3	2111.5	2065.4	2058.3	2006.9	1992.7	1952.0
67.5°	1561.9	1723.3	1868.6	2028.2	2145.2	2233.8	2260.4	2249.8	2205.5	2164.7	2115.1
70°	1046.0	1232.2	1416.5	1615.1	1815.4	2010.5	2210.8	2297.7	2389.9	2357.9	2349.1
71°	796.0	987.5	1171.9	1381.1	1593.8	1810.1	2056.6	2159.4	2345.5	2343.8	2391.6
72.5°	448.5	618.7	815.5	998.1	1198.5	1421.9	1675.4	1788.8	2056.6	2109.7	2248.0
75°	143.6	196.8	260.6	411.3	535.4	739.3	927.2	1040.7	1218.0	1306.6	1499.9
77.5°	95.7	106.4	109.9	127.6	143.6	203.9	276.6	338.6	372.3	390.0	409.5
80°	69.1	74.5	78.0	86.9	88.6	99.3	99.3	109.9	108.1	115.2	109.9
82.5°	44.3	49.6	51.4	55.0	56.7	63.8	67.4	74.5	74.5	78.0	76.2
85°	21.3	24.8	24.8	28.4	28.4	33.7	33.7	39.0	39.0	44.3	42.5
87.5°	1.8	1.8	1.8	3.5	3.5	3.5	5.3	7.1	7.1	7.1	7.1
90°	0.0	0.0	0.0	0.0	0.0	0.0	0.0	0.0	0.0	0.0	0.0



REPORT NUMBER: P228756

CATALOG NUMBER: ISS-AF-1200-LED-E1-RW-8030

CANDELA DISTRIBUTION (continued):

	80°	82.5°	85°	87.5°	90°
0°	609.9	609.9	609.9	609.9	609.9
2.5°	611.6	609.9	611.6	608.1	611.6
5°	620.5	613.4	622.3	613.4	622.3
7.5°	634.7	625.8	636.5	622.3	634.7
10°	647.1	634.7	648.9	634.7	647.1
12.5°	668.4	648.9	671.9	648.9	671.9
15°	689.7	666.6	695.0	670.2	693.2
17.5°	709.2	687.9	714.5	689.7	712.7
20°	726.9	707.4	730.4	705.6	730.4
22.5°	744.6	732.2	749.9	732.2	749.9
25°	767.7	758.8	771.2	758.8	771.2
27.5°	794.3	790.7	797.8	788.9	799.6
30°	824.4	826.2	827.9	826.2	829.7
32.5°	861.6	870.5	866.9	866.9	866.9
35°	913.0	929.0	918.4	921.9	920.1
37.5°	960.9	984.0	969.8	975.1	971.5
40°	1014.1	1030.1	1026.5	1026.5	1023.0
42.5°	1072.6	1092.1	1086.8	1088.6	1085.0
45°	1136.4	1154.2	1147.1	1145.3	1147.1
47.5°	1209.1	1228.6	1219.8	1218.0	1219.8
50°	1285.3	1308.4	1301.3	1297.8	1301.3
52.5°	1368.7	1397.0	1393.5	1389.9	1395.3
55°	1466.2	1492.8	1489.2	1492.8	1494.5
57.5°	1563.7	1593.8	1586.7	1595.6	1599.1
60°	1686.0	1703.8	1705.5	1707.3	1709.1
62.5°	1810.1	1817.2	1822.5	1827.9	1829.6
65°	1953.7	1955.5	1959.0	1953.7	1959.0
67.5°	2092.0	2079.6	2077.8	2083.1	2086.7
70°	2306.5	2306.5	2288.8	2313.6	2292.4
71°	2334.9	2368.6	2329.6	2384.5	2326.0
72.5°	2196.6	2258.7	2214.3	2264.0	2205.5
75°	1528.2	1671.8	1670.1	1741.0	1684.2
77.5°	423.7	397.1	423.7	365.2	349.3
80°	115.2	104.6	113.5	95.7	108.1
82.5°	76.2	65.6	63.8	51.4	55.0
85°	44.3	33.7	33.7	26.6	28.4
87.5°	7.1	1.8	7.1	3.5	5.3
90°	0.0	0.0	0.0	0.0	0.0

(END OF REPORT)